



Three Engagement Functions in One App

1. Volunteering
2. Community Directory and Talent Center
3. Prayer Board



Volunteering



- ✓ Secure and Only Accessible by School Community
- ✓ Digital Volunteering Board with all Events in One Place
- ✓ Talent Linking to Volunteer Roles
- ✓ Track Virtus Training Status for Volunteers
- ✓ Define Volunteer Points – NO MORE HOURS TRACKING
- ✓ Gaming – Earn Points, Advance in Levels, Attain Status
- ✓ New Award Center to Recognize Volunteers

Community Directory and Talent Center

- ✓ Community Contact Information at Your Fingertips
- ✓ Easily Filter by Grade, Teacher, Talent or More
- ✓ New Talent Center – See Talents / Skills of Parents
- ✓ Automatically Get Directions Through Google Maps
- ✓ Separate Faculty vs. Family Contact Pages



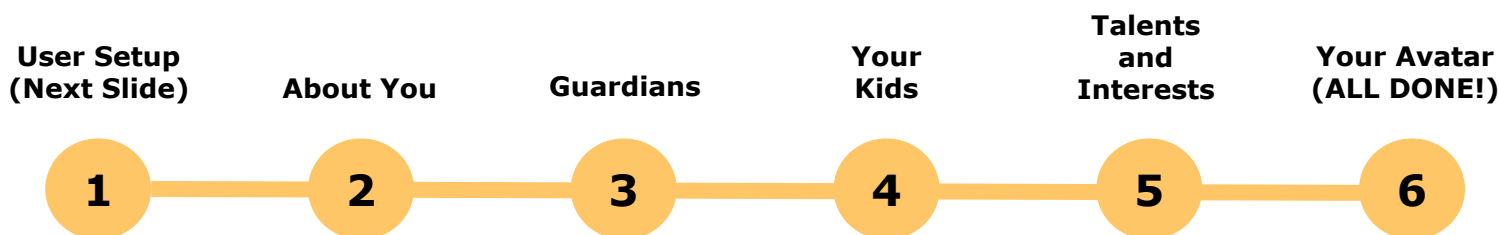
Prayer Board



- ✓ Saint Avatars to Represent Your Family in the App
- ✓ Request Prayers from Your Community
- ✓ See Prayers of Community on "Prayer Board"
- ✓ Answer Prayers with a Single Click
- ✓ Gaming – Achieve Increasing Status to Sainthood by Answering More Prayers



2021 / 22 App Registration Process (Six Steps)



New Saint Avatar Set

Here's a few examples of our 60 saint avatars!



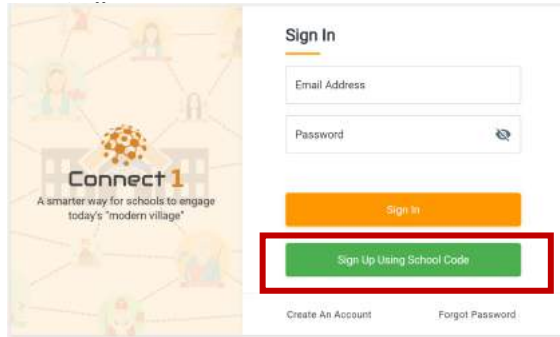
All Families

- How to Access:** St. John's will send you an email that will contain a link to the St. John's app (Powered by Connect1) + a school code.
- Who Completes?:** Only one member of the family has to complete the full registration process.
- Other Guardians:** They will receive invite emails (or could just use the school code) when they are identified by you through the registration process.
- St. John's App Going Forward:** learn more about the St. John's app by watching this [Introductory Video](#).

Setting up your user account

1a

Go to <https://app.connect1.io/>, click on the "Signup Using School



Sign In

Email Address

Password

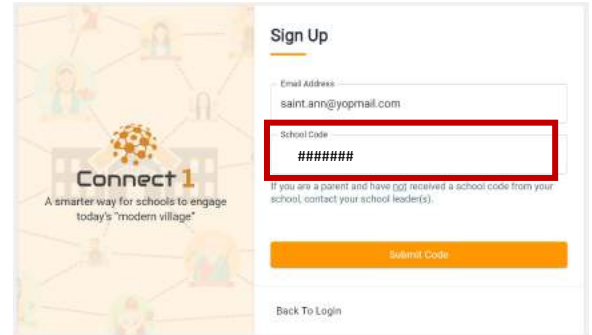
Sign In

Sign Up Using School Code

Create An Account Forgot Password

1b

Enter your email address and the school code, then hit "Submit Code"



Sign Up

Email Address
saint.ann@yopmail.com

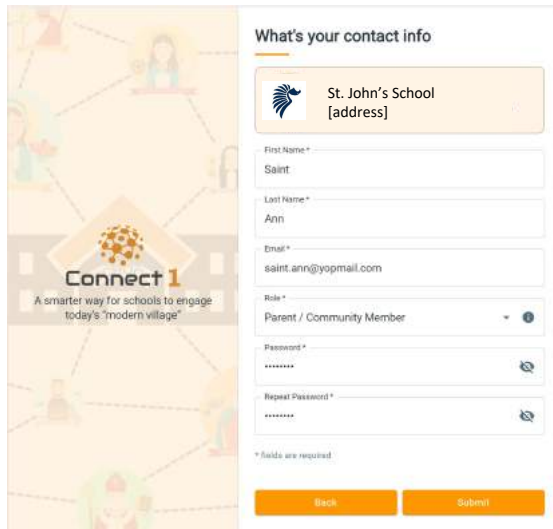
School Code
#####

Submit Code

Back To Login

1c

Provide your name, role (parent or faculty) and create a password.



What's your contact info

St. John's School [address]

First Name*
Saint

Last Name*
Ann

Email*
saint.ann@yopmail.com

Role*
Parent / Community Member

Password*

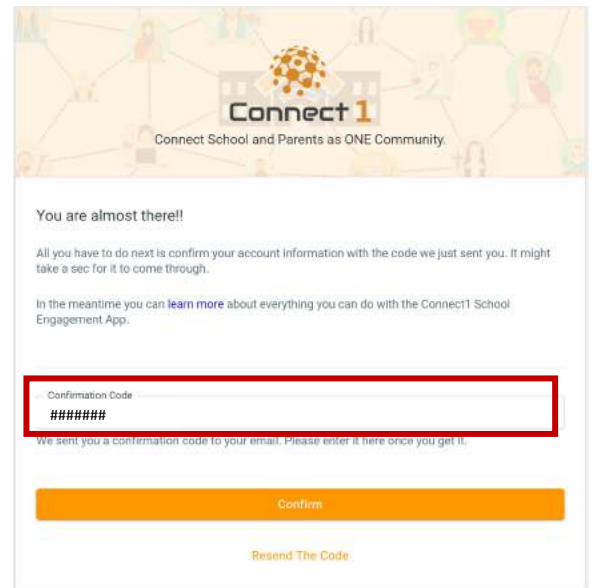
Repeat Password*

*Fields are required

Back **Submit**

1d

Check your email, copy the confirmation code and enter it below



Connect 1
Connect School and Parents as ONE Community.

You are almost there!!

All you have to do next is confirm your account information with the code we just sent you. It might take a sec for it to come through.

In the meantime you can [learn more](#) about everything you can do with the Connect1 School Engagement App.

Confirmation Code
#####

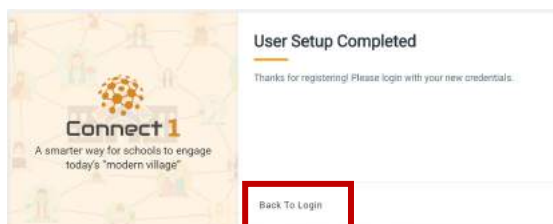
We sent you a confirmation code to your email. Please enter it here once you get it.

Confirm

[Resend The Code](#)

1e

Once confirmed, you will now proceed back to the Login Screen.



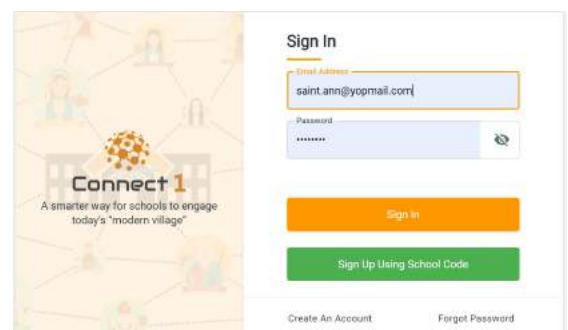
User Setup Completed

Thanks for registering! Please login with your new credentials.

Back To Login

1f

Enter your email and newly established password to Sign-in!



Sign In

Email Address
saint.ann@yopmail.com

Password

Sign In

Sign Up Using School Code

Create An Account Forgot Password

SHA App Registration Process

2 **You:** Enter basic information about you.

By checking the box, you can choose not to make your contact information available to the entire community.

Let's Start with the Basics About You!

Email* saint.ann@yopmail.com Primary Phone*

First Name* Saint Last Name* Ann

Relation* Mother

Address* 980 North Frederick Street, Arlington, VA, USA Unit Number

If you do NOT want your address, phone, and email shown on the community directory, check this box. ⓘ

Next

3 **Guardians:** Add other guardians (spouse, grandparents) who may be involved at the school.

Guardians will receive an email with a link to also register in the app as part of your family.

You can add multiple households if guardians have different addresses.

Tell me about other guardians in your family (if any)

Click here to add a guardian

Back Next

Tell me about other guardians in your family (if any)

Name	Email	Relationship
Saint Joachim	joachim@yopmail.com	FATHER

Does this guardian have a different address?

If you do NOT want this guardian's address, phone, and email shown on the community directory, check this box. ⓘ

Back Next

4 **Your Kids:** Add your kids and indicate their grade.

Tell me about your kids

Name	Grade
Mary Blessed	Grade 4

First Name* Mary Last Name* Blessed Nickname

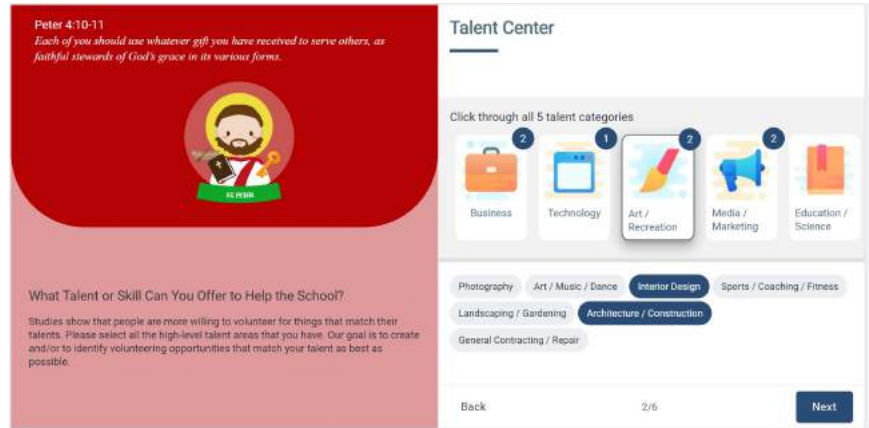
Grade* Grade 4 Date of Birth 12/20/10

Click here to add more kids

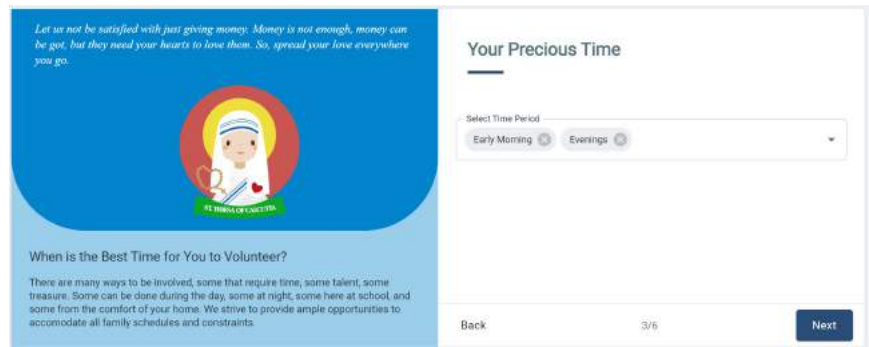
Back Next

St. John's App Registration Process

5 Your Talents: Click through the 5 talent categories and select all the skills / talents you have.



Interests: There are multiple screens asking about preferred volunteering time, roles, and events (including fundraising).



6 Your Avatar: Pick from 60 Saint Avatars that will represent you and your family!

